


NATIONAL REFINERY LIMITED



HSE NEWS LETTER

May - 2023

HSE Newsletter Contents:

Pg. #

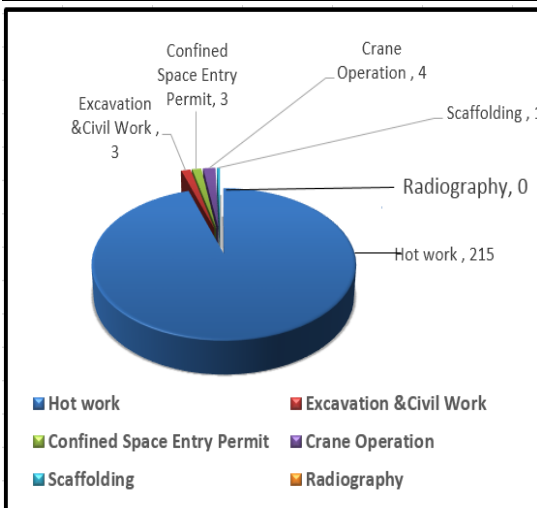
| | |
|--|---|
| Permit to Work | 1 |
| Safe Man Hours | 1 |
| Safety Training Session at HRDC | 2 |
| Fire Drills by Fire Department | 3 |
| Incident / Ill health & Loss Time Injury | 3 |
| Environmental Monitoring Conducted By HSE Department | 3 |
| Article: Scaffold Safety Precautions | 4 |

Question or concerns regarding this news letter may be directed to:

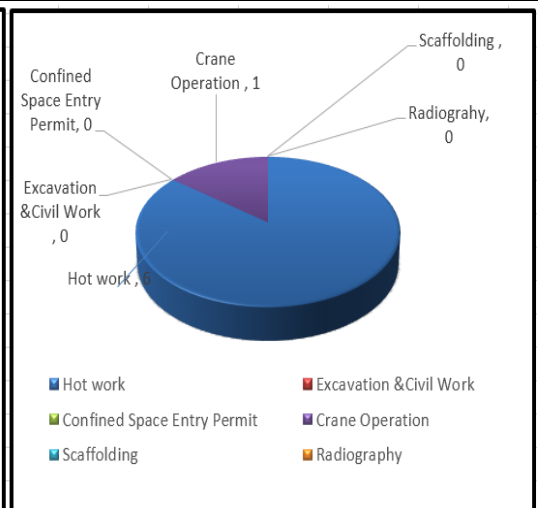
Manager HSE
National Refinery Limited (NRL), 7-B,
Korangi Industrial Zone,
Karachi-74900,
Pakistan.
Email:
mgrhse@nrlpak.com

Permit to Work System at NRL Korangi & K.T

Permit is regarded as a written agreement between the person authorizing the work and the person receiving the permit to work. Following Permit to Work were issued in the Month of **May 2023** at Korangi & K.T.



Korangi Refinery



Keamari Terminal

Safe Man Hours

NRL Safety Board is updated by second week of every month. Safety Board shows the number of Safe Man-hours worked by NRL MPT and Non MPT Staff. By the Grace of All Mighty Allah and joint efforts by all of us, we have achieved **2.732115531 millions** safe man-hours without Lost Time Injury (LTI) as on **31th May 2023**. Let us all give top priority towards safety, as there is no job, which cannot be done in a safer way.

**2.73 Million Safe
man hours till
31th May 2023**



House Keeping and Safety induction training to Newly Hired Apprentices Batch

♦ Class room training:

“ Importance of Good housekeeping “ sessions for Apprentices conducted by **HSE Department** at **HRDC**.

Safety inductions can be a major resource for helping prevent an injury or accident from happening in the workplace. It is the direct tool for bringing awareness of safety issues and procedures to all types of workers (from regular employees, contractors or even visitors). An effective safety induction can also ensure not just safety awareness affecting the person completing a job task or role but also ensure the safety of their coworkers too. It can set out important processes to follow such as how to report an incident, safety procedures for working at heights, confined spaces, access control, restricted areas through to hazard reports.



Fire Drills Conducted by Fire Department

♦ Fire Drill:

Every Thursday at 1000 hrs and Wednesday at 1530 hrs , planned fire drill conduct by the fire protection department at Korangi Refinery and Keamari terminal respectively, to check the preparedness or effectiveness of fire-fighting staff and firefighting equipment at the time of emergency. Also training regarding usage of fire fighting equipment is delivered to participant from different department in fire drill by the fire protection department.

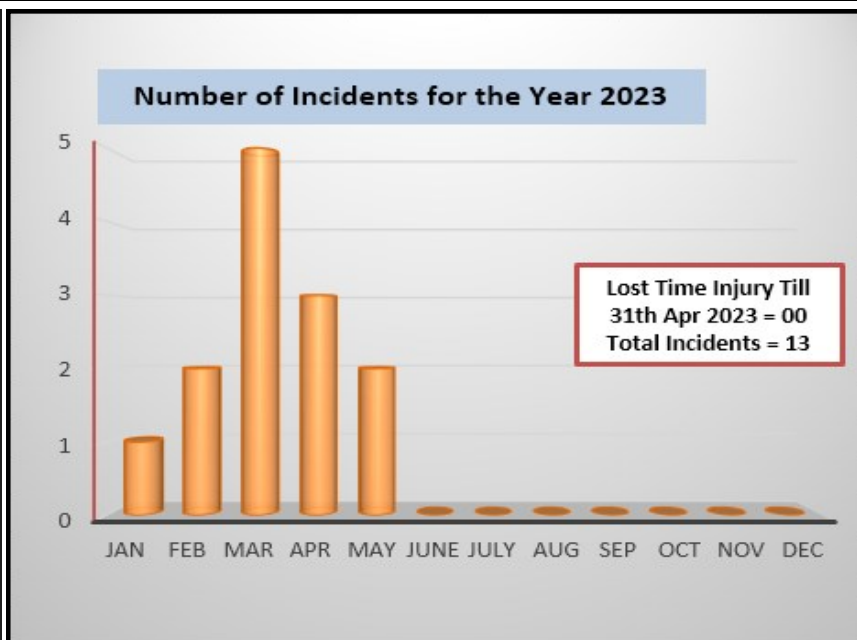


OUR AIM: NO ACCIDENTS



INCIDENT / ILL HEALTH AND LOSS TIME INJURY

| | |
|-------------------------------|--|
| Incident | An incident is an unplanned, undesired event that adversely affects completion of a task. |
| Near miss | A near miss describes incident where no property was damaged and no personal Injury sustained, but when given a slight shift in time or position, damage and / or injury easily could have occurred. |
| Accident | An accident is an undesired event that results in personal injury, property damage and equipment damage. |
| Loss Time injury (LTI) | If any NRL employee on duty had on the job accident, which render the employee medically unfit to resume of his duty next 24 hours is considered to be lost time injury (LTI). |



INTERNAL / EXTERNAL MONITORING CONDUCTED BY HSE DEPARTEMENT



Ambient Air Monitoring



Drinking Water Sampling



Stack Emission Testing



Fugitive Emission Testing



Noise Monitoring in Plant



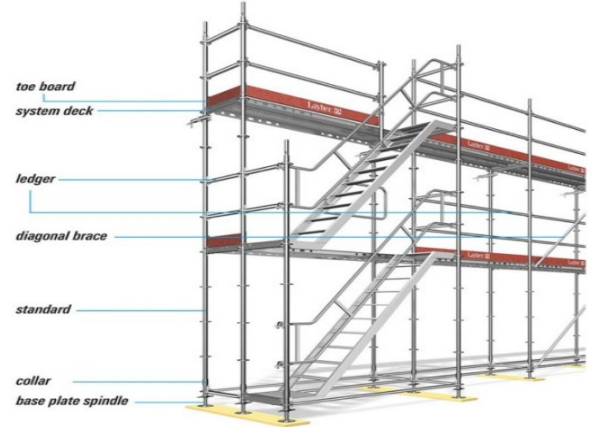
Vehicle Emission Monitoring

Safety Article: Scaffold Safety Precautions

There will be occasions when it is necessary, for the purpose of operation, maintenance or repair, to erect a temporary platform in order to give access to the work area. This temporary access may range from a ladder or "hop-up" platform to a major scaffold for a column or a vessel.

Potential Hazards:

- ◆ **Collapse of scaffolding:** Inadequate design of supporting members, including decking, could allow personnel to fall from heights.
- ◆ **Falling people:** Insufficient attention to the use and type of guardrails and ladder access to scaffolding can significantly increase the risk of falling from the scaffold during use.
- ◆ **Falling objects:** During some work requirements, the presence of objects on the elevated platforms present a risk for personnel working or walking under the scaffold.
- ◆ **Congestion on work platforms:** Work areas should be kept clear of all items, hoses, tools and parts that are not necessary for the job.
- ◆ **Temporary restrictions:** To normal operations unit work activity created by the scaffold.



◆ Scaffolding Safety Practices / Requirements:

- ◆ All scaffolds must be erected by competent / trained scaffolders.
- ◆ Designs for scaffolds standing over 20 meters high shall be prepared, reviewed by Maintenance Engineer and approved by Manager Maintenance.
- ◆ Standards (verticals) shall be accurately spaced, erected on suitable bases, and maintained plumb at all times.
- ◆ Patented scaffold bracing shall be maintained in top condition with all Safety clips functional.
- ◆ Scaffolds shall not be moved or altered horizontally while in use or occupied.
- ◆ Frames and accessories for scaffolds shall be maintained in good condition. Any broken, bent, excessively rusted, altered or otherwise damaged frames or accessories shall not be used. Locking devices must be maintained in good working condition.
- ◆ Scaffold frames should be constructed of metal materials of known strength characteristics and shall be capable of supporting at least FOUR times the maximum intended load (The total of all loads including the working load, the weight of the scaffold, and such other loads as may be reasonably anticipated).
- ◆ Employees shall not work on scaffolds during storms, high winds, heavy rain or during night having insufficient lighting arrangement.

⇒ Foundations:

- ◆ All scaffolds must be erected on a firm foundation. Scaffolds can normally be built directly on concrete surface. Scaffolds built on asphalt require a base plate or plank to spread the load. All scaffolds built on shell or firm soil must have planking under the supporting legs. The footing or anchorage for scaffolding should be capable of supporting the maximum intended load without settling or displacement.

⇒ Planking:

- ◆ All planking shall be Scaffold Grade as recognized by grading of species of wood used. The maximum spans of 4 cm x 23 cm or wider planks are subject to the scaffold requirement and design limits. All planking or platform shall be overlapped minimum 0.3 m (12") or secured from movement. An access ladder or equivalent safe access shall be provided. Planks shall not be painted or treated in any way that would conceal defects.

⇒ Access Ladders:

- ◆ All scaffolds will be equipped with access ladder of sufficient strength to meet the requirements. Ladders shall be structurally sound with no sharp edges etc. Ladder used must comply with the requirements of "Ladders" of this section